

IHI 350 LAMELLA PUMP



- * High capacity, positive displacement
- * Designed to transfer large/rough meat/bone materials for various applications.
- * Enclosed piping minimizes odors and reduces conventional maintenance costs
- * All moving parts are wear resistant and replaceable
- * Multiple inlet/outlet configurations available
- * Std. 30HP motor to gearbox drive system, sized per application of volume and distance
- * Capacity up to 3500 cu.ft./hr
- * Minimum transfer pipe diameter 10"

* Specifications subject to change without notice

INDUSTRIAL HARDFACING, INC

218 EAST MAIN STREET

LAMONI, IA 50140

PHONE: 641.784.6921 TOLL FREE: **800.247.7778** FAX: 641.784.8370

www.industhard.com

sales@industhard.com





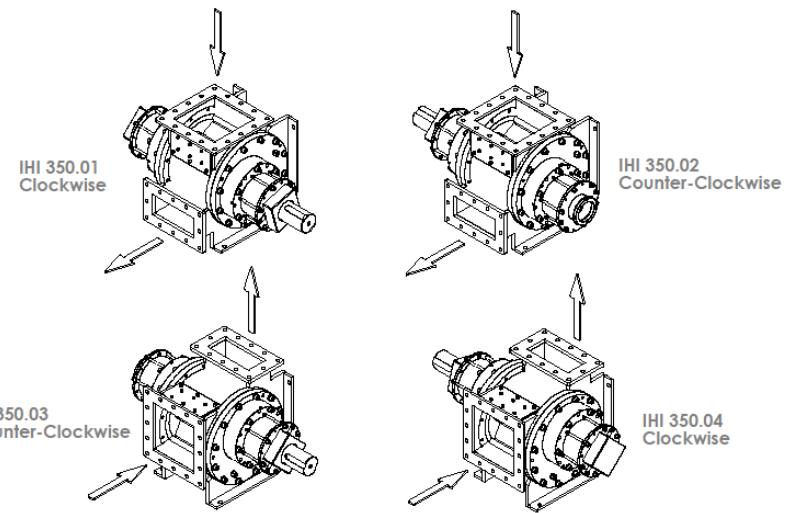
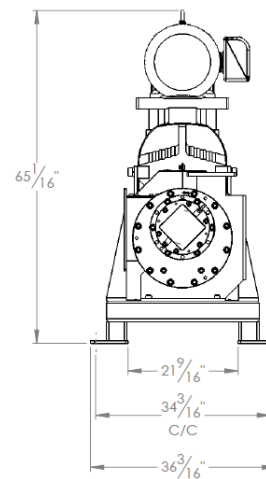
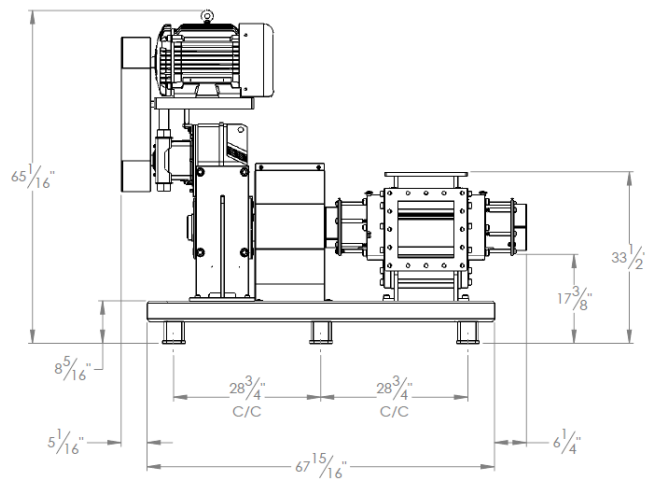
Gearbox to Pump direct coupling



Pump configuration IHI 350.04



Motor to gearbox belt driven



* Specifications subject to change without notice



INDUSTRIAL HARDFACING, INC—218 EAST MAIN STREET—LAMONI, IA 50140
 PHONE: 641.784.6921 TOLL FREE: **800.247.7778** FAX: 641.784.8370 **sales@industhard.com**